

# SF90 STRADALE IN THE EVENT OF AN ACCIDENT

## DEACTIVATING THE HIGH VOLTAGE SYSTEM



1. If the internal combustion engine is still running, turn the vehicle to **Key-off** state.

**IMPORTANT:** The vehicle may only be considered to be in **KEY-OFF** state if the engine is off and the message **eD "READY"** does **NOT** appear on the instrument panel.

2. Access the engine compartment and remove the cover on the cosmetic shield.
3. Pull out the HV connector as indicated on the specific label.



If the HVD device is not accessible, proceed as follows:



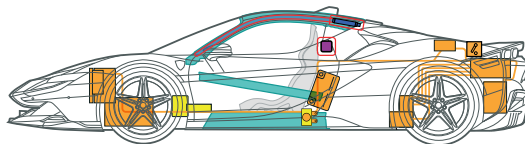
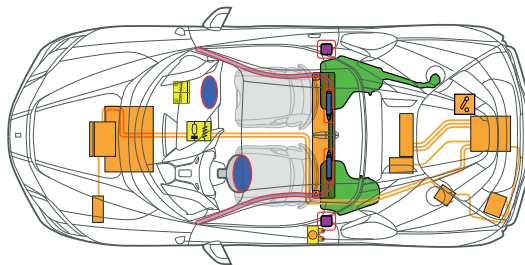
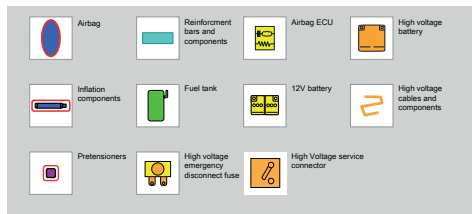
- A. Remove the inspection cover to access the fuse box on the left hand rear flank panel.
- B. Remove the fuse with the tab.



## WARNING

The high voltage system does discharge immediately after deactivation. Wait at least 30 seconds before working on the vehicle. Do not touch or cut any cable, connector or component of the high voltage system: failure to observe this precaution may result in severe injury or death.

# FIRST RESPONDER'S GUIDE



Code no. 980153  
Catalogue no. 6701/19