
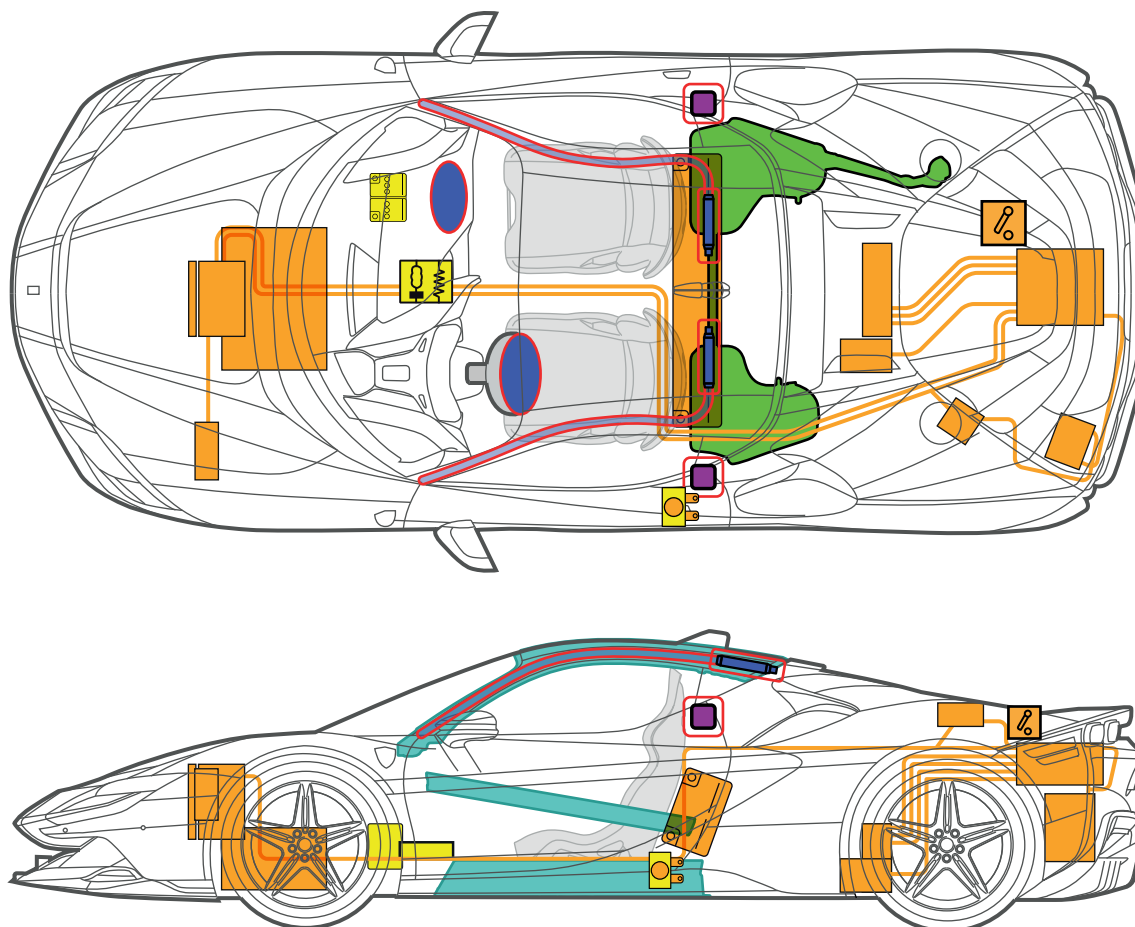





FERRARI SF90 STRADALE



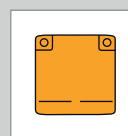
Airbag




Reinforcement
bars and
components



Airbag ECU



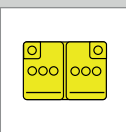
High voltage
battery



Inflation
components




Fuel tank



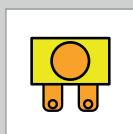
12V battery



High voltage
cables and
components



Pretensioners




High voltage
emergency
disconnect fuse



High Voltage service
connector



FERRARI
SF90 STRADALE



HOW TO IDENTIFY THE VEHICLE

The wording “HYBRID VEHICLE” under the chassis number on the left hand side of the windscreen indicates that the vehicle is equipped with a high voltage hybrid system.



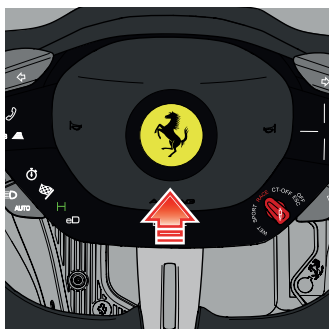


FERRARI
SF90 STRADALE





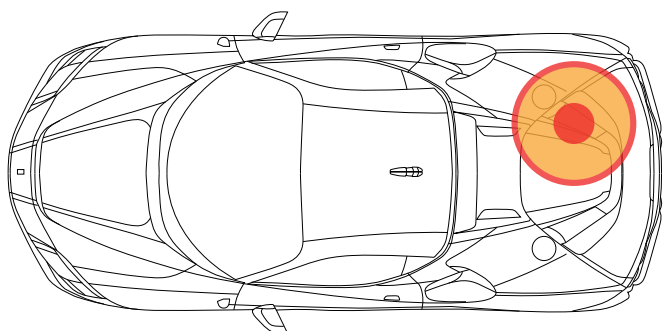
PROCEDURE FOR DEACTIVATING THE HIGH VOLTAGE SYSTEM

A. If the internal combustion engine is still running, turn the vehicle to Key-off state.

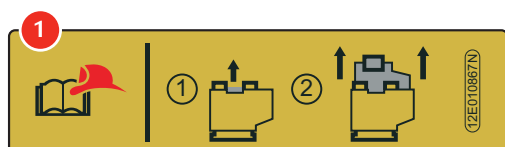


IMPORTANT: The vehicle may only be considered to be in KEY-OFF state if the engine is off and the message eD “READY” does **NOT** appear on the instrument panel.

B. Access the engine compartment and remove the cover on the cosmetic shield.



C. Pull out the HV connector as indicated on the specific label (1).



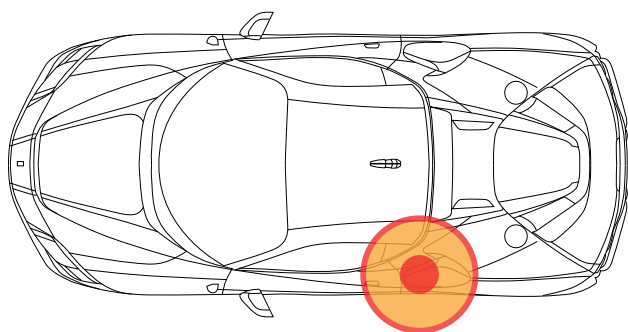


FERRARI
SF90 STRADALE



IF YOU CANNOT ACCESS THE ENGINE COMPARTMENT, DO THE FOLLOWING:

- A.** Remove the inspection cover to access the fuse box on the left hand rear flank panel.



- B.** Remove the fuse with label **(2)**.

