




WARNING

The high voltage system does discharge immediately after deactivation. Wait at least 30 seconds before working on the vehicle. Do not touch or cut any cable, connector or component of the high voltage system: failure to observe this precaution may result in severe injury or death.


DEACTIVATING THE HIGH VOLTAGE SYSTEM

1

1 Turn the ignition switch to 0 (Key-off).

2

Access the engine compartment and remove the cosmetic shield.

2**3****3**

Cut the positive cable of the 12V battery in the two positions indicated by the yellow labels.

4**4**

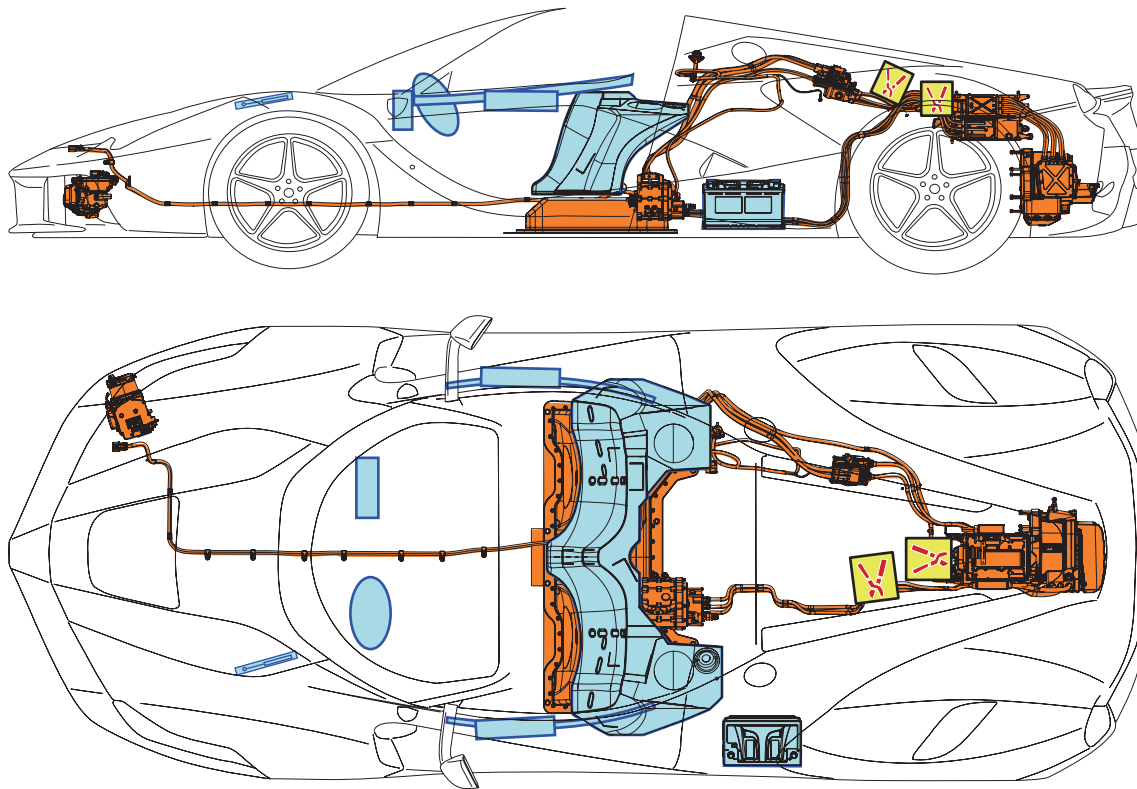
Cut the negative cable of the 12V battery, situated on the left hand side of the engine compartment, in the two positions indicated by the yellow labels.



EMERGENCY RESCUE GUIDE

DO NOT CUT

HIGH VOLTAGE: DO NOT CUT



Part No. 88905400
Catalogue No. 5484/16